

UNM Trained MDs - University of New Mexico School of Medicine



The Location Report is produced annually by the Office of Program Evaluation, Education and Research at the University of New Mexico School of Medicine. This report provides a statistical overview of current location information for UNM trained physicians who were licensed to practice in New Mexico in the past year.

### QUICK FACTS:

#### Who was licensed to practice medicine in New Mexico in 2014?

- There were 1813 UNM trained MDs licensed to practice in New Mexico in 2014 (page 5)
- Approximately 38% of all physicians licensed in New Mexico trained at UNM (1813/4808, page 5)
- Slightly more than one third of physicians who graduated from UNM's medical school are licensed to practice medicine in New Mexico (37.5%, page2)
- About one third of physicians who completed their residency at UNM are licensed to practice medicine in New Mexico (39.1%, page2)
- Almost two thirds of physicians who both attended medical school in New Mexico and completed their medical residency at UNM are licensed to practice in New Mexico (65.8% page 2)
- UNM trained MDs are licensed to practice in 31 of New Mexico's 33 counties (page 4)

#### 2014 Specialty Information

- Roughly half of all UNM trained MDs in New Mexico are licensed to practice in the primary care specialties of family medicine, internal medicine, obstetrics & gynecology, or pediatrics (967/1813 total UNM trained MD's in NM, page 7)
- About 23% of UNM trained MDs in New Mexico are licensed to practice in one of four specialties: anesthesiology, general surgery, emergency medicine, or psychiatry (416/1813, page 8)

#### About UNM School of Medicine

- UNM School of Medicine graduated its first class of MDs in 1968 and its first class of resident MDs in 1955 (see notes on terminology below)
- On average, there are 400 medical students and 540 medical residents and fellows in training at the UNM School of Medicine
- Each year approximately 100 medical students graduate and 135 medical residents and fellows complete their training at the UNM School of Medicine

---

#### A Note on Terminology:

All MDs who graduated from UNM School of Medicine or who completed all or part of their residency at UNM are referred to as **UNM trained MDs**.

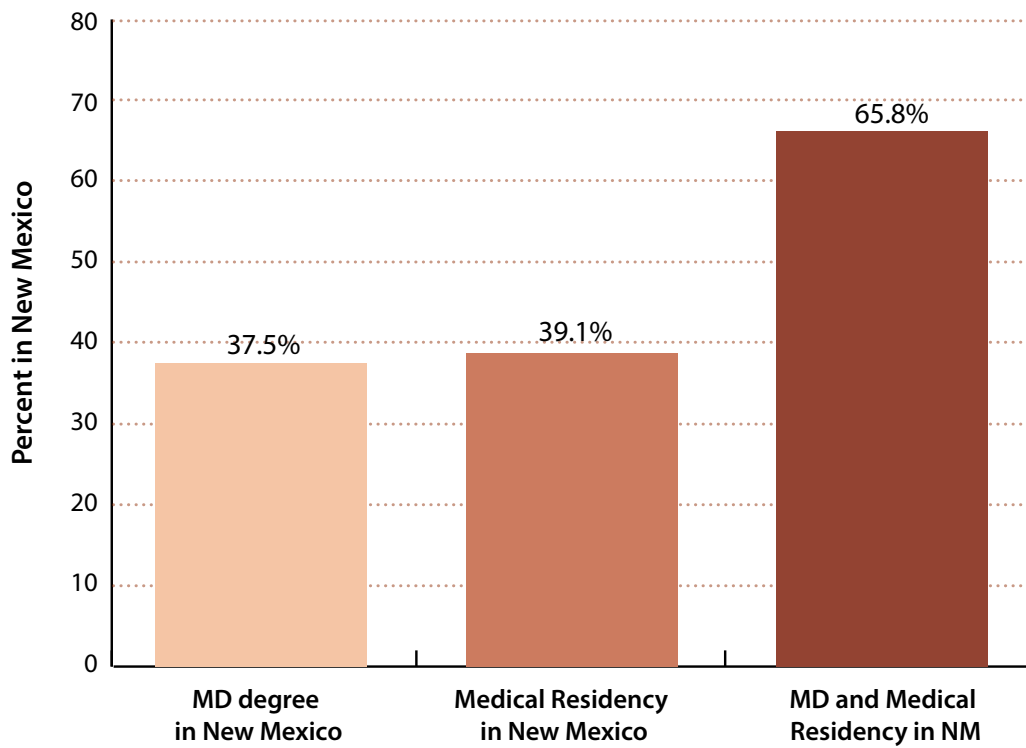
**UNM Trained MDs** fall into three mutually exclusive categories:

- MD degree from UNM, Medical Residency out-of-state (**MD Only**)
- Medical Residency at UNM, MD degree out-of-state (**Medical Residency Only**)
- Both MD degree and Medical Residency at UNM (**MD and Medical Residency**)

**Table 1: Retention of UNM Trained Physicians\***

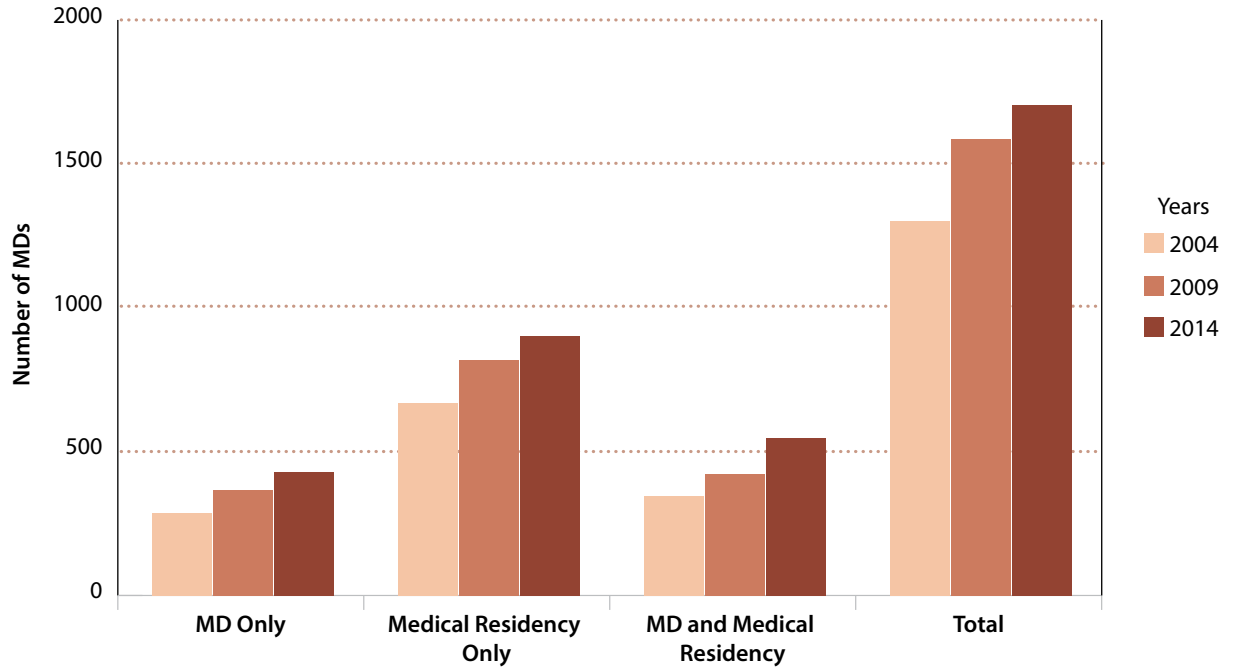
|   | MD degree in New Mexico | Medical Residency in New Mexico | MD and Medical Residency in NM |
|---|-------------------------|---------------------------------|--------------------------------|
| Percent of graduates who are licensed in New Mexico | 37.5%                   | 39.1%                           | 65.8%                          |

**Figure 1: Retention of UNM Trained Physicians\***



\*Source: AAMC State Physician Work Force Data Book, published November 2013. AAMC publishes Work Force Data books every two years. The current book reports on 4839 active physicians in the state of New Mexico in 2013: <https://www.aamc.org/download/362168/data/2013statephysicianworkforcedatabook.pdf>

**Figure 2: UNM Trained MDs Licensed to Practice in New Mexico, 2004, 2009, 2014**



**Figure 3: UNM Trained MDs Licensed to Practice in Primary Care Specialties in New Mexico, 2004, 2009, 2014**

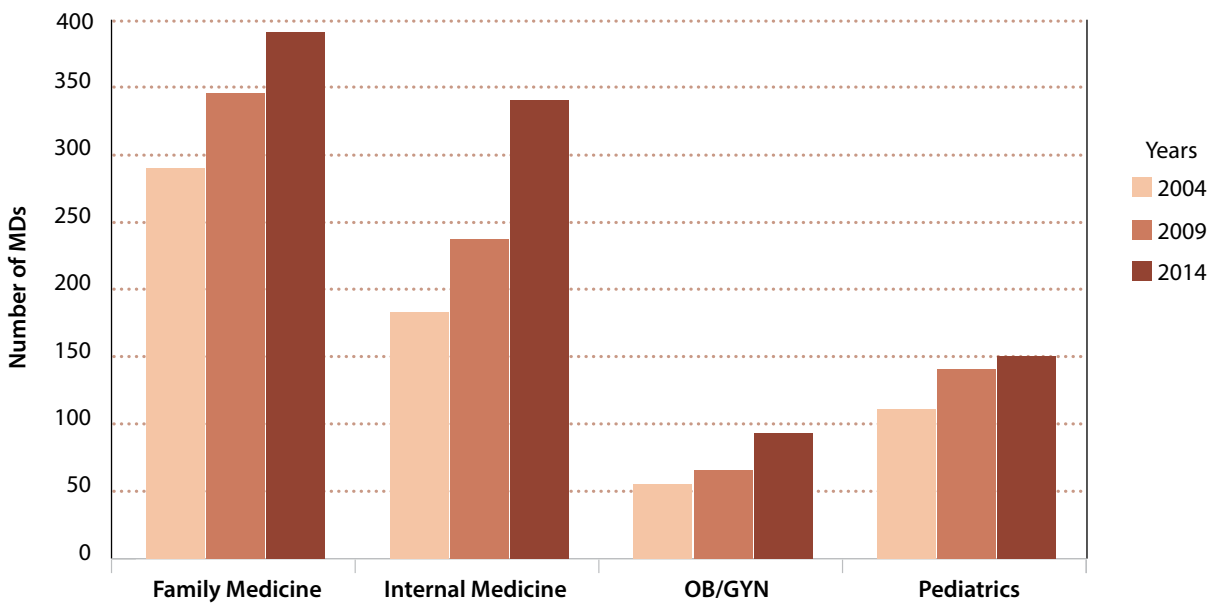
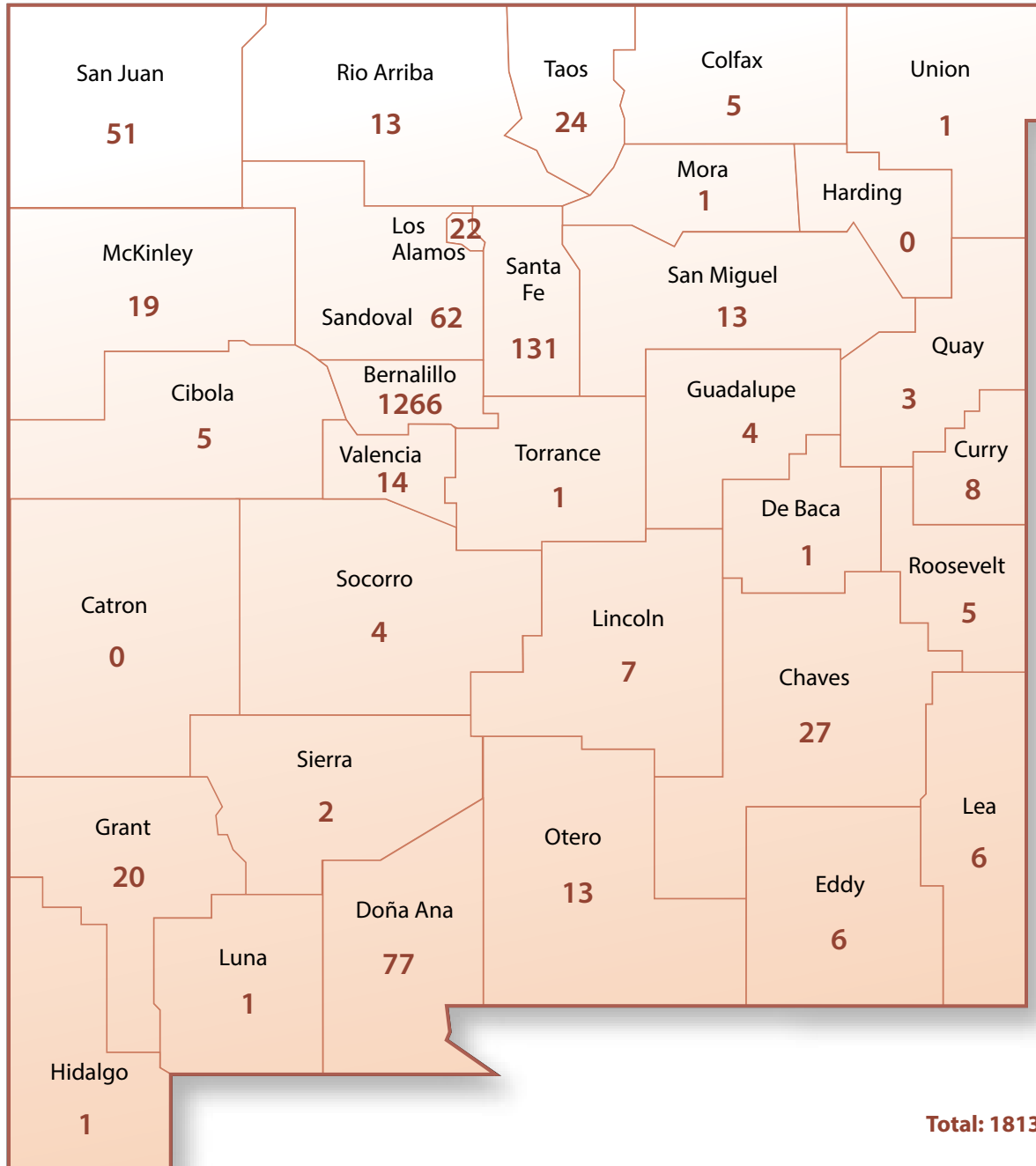
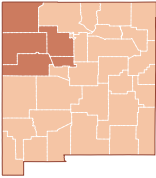
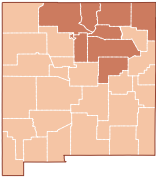
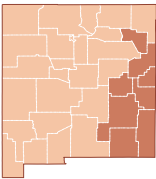
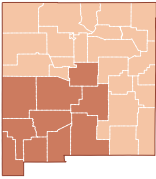


Figure 4: UNM Trained MDs Licensed to Practice in New Mexico by County, 2014



**Table 2A: UNM Trained MDs Licensed to Practice in New Mexico by County and Public Health Region, 2014**

|   |            |                      | UNM Trained MDs by Training Type |         |                        |                          |
|---|------------|----------------------|----------------------------------|---------|------------------------|--------------------------|
|   |            | Total Number of MDs* | UNM Trained MDs                  | MD Only | Medical Residency Only | MD and Medical Residency |
| All of New Mexico   |            | 4808                 | 1813                             | 386     | 881                    | 546                      |
| Northwest Region – Total  |            | 487                  | 151                              | 50      | 56                     | 45                       |
|    | Cibola     | 21                   | 5                                | 3       | 1                      | 1                        |
|   | McKinley   | 91                   | 19                               | 5       | 13                     | 1                        |
|   | Sandoval   | 182                  | 51                               | 19      | 16                     | 16                       |
|   | San Juan   | 170                  | 62                               | 18      | 23                     | 21                       |
|   | Valencia   | 23                   | 14                               | 5       | 3                      | 6                        |
| Northeast Region – Total  |            | 767                  | 214                              | 54      | 103                    | 57                       |
|    | Colfax     | 13                   | 5                                | 2       | 1                      | 2                        |
|   | Guadalupe  | 4                    | 4                                | 1       | 1                      | 2                        |
|   | Los Alamos | 62                   | 22                               | 7       | 8                      | 7                        |
|   | Mora       | 1                    | 1                                | 0       | 0                      | 1                        |
|   | Rio Arriba | 38                   | 13                               | 4       | 3                      | 6                        |
|   | San Miguel | 46                   | 13                               | 3       | 5                      | 5                        |
|   | Santa Fe   | 521                  | 131                              | 27      | 75                     | 29                       |
|   | Taos       | 79                   | 24                               | 9       | 10                     | 5                        |
|   | Union      | 3                    | 1                                | 1       | 0                      | 0                        |
| Central Region – Total  |            | 2694                 | 1266                             | 209     | 659                    | 398                      |
| Bernalillo  |            | 2694                 | 1266                             | 209     | 659                    | 398                      |
| Southeast Region – Total  |            | 298                  | 56                               | 17      | 24                     | 15                       |
|  | Chaves     | 117                  | 27                               | 7       | 13                     | 7                        |
|   | Curry      | 54                   | 8                                | 5       | 1                      | 2                        |
|   | De Baca    | 1                    | 1                                | 0       | 0                      | 1                        |
|   | Eddy       | 60                   | 6                                | 3       | 2                      | 1                        |
|   | Harding    | 0                    | 0                                | 0       | 0                      | 0                        |
|   | Lea        | 44                   | 6                                | 0       | 4                      | 2                        |
|   | Quay       | 7                    | 3                                | 1       | 2                      | 0                        |
|   | Roosevelt  | 15                   | 5                                | 1       | 2                      | 2                        |
| Southwest Region – Total  |            | 562                  | 126                              | 56      | 39                     | 31                       |
|  | Catron     | 3                    | 0                                | 0       | 0                      | 0                        |
|   | Doña Ana   | 356                  | 77                               | 31      | 26                     | 20                       |
|   | Grant      | 60                   | 20                               | 10      | 6                      | 4                        |
|   | Hidalgo    | 1                    | 1                                | 0       | 0                      | 1                        |
|   | Lincoln    | 22                   | 7                                | 6       | 0                      | 1                        |
|   | Luna       | 19                   | 1                                | 1       | 0                      | 0                        |
|   | Otero      | 75                   | 13                               | 6       | 4                      | 3                        |
|   | Sierra     | 8                    | 2                                | 0       | 2                      | 0                        |
|   | Socorro    | 15                   | 4                                | 1       | 1                      | 2                        |
|   | Torrance   | 3                    | 1                                | 1       | 0                      | 0                        |

\*New Mexico Medical Board 2014 Official List

**Table 2B: UNM Trained MDs Licensed to Practice in New Mexico per 10,000 Population by County and Public Health Region, 2014**

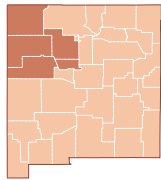
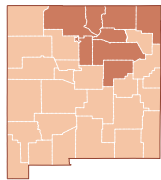
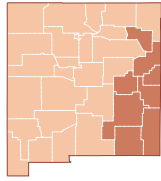
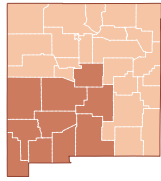
|                                 | Total MDs per<br>10,000 Population <sup>+</sup> | UNM Trained MDs<br>per 10,000<br>Population <sup>+</sup> | % of Total MDs<br>Who are UNM<br>Trained <sup>^</sup> | Population <sup>*</sup> |
|---------------------------------|---|--|---|-------------------------|
| All of New Mexico               | 23.1  | 8.7  | 38%   | 2,085,572               |
| <b>Northwest Region – Total</b> | <b>11.1</b>                                     | <b>3.4</b>   | <b>31%</b>  | <b>438,657</b>          |
| Cibola                          | 7.7   | 1.8  | 24%   | 27,349                  |
| McKinley                        | 12.3  | 2.6  | 21%   | 74,098                  |
| Sandoval                        | 14.7  | 4.1  | 28%   | 123,785                 |
| San Juan                        | 12.4  | 4.5  | 36%   | 137,608                 |
| Valencia                        | 3.0   | 1.8  | 61%   | 75,817                  |
| <b>Northeast Region – Total</b> | <b>26.2</b>                                     | <b>7.3</b>   | <b>28%</b>  | <b>292,983</b>          |
| Colfax                          | 10.3  | 3.9  | 38%   | 12,680                  |
| Guadalupe                       | 9.0   | 9.0  | 100%  | 4,468                   |
| Los Alamos                      | 35.1  | 12.4   | 35%   | 17,682                  |
| Mora                            | 2.2   | 2.2  | 100%  | 4,592                   |
| Rio Arriba                      | 9.6   | 3.3  | 34%   | 39,777                  |
| San Miguel                      | 16.3  | 4.6  | 28%   | 28,239                  |
| Santa Fe                        | 35.2  | 8.8  | 25%   | 148,164                 |
| Taos                            | 23.9  | 7.3  | 30%   | 33,084                  |
| Union                           | 7.0   | 2.3  | 33%   | 4,297                   |
| <b>Central Region – Total</b>   | <b>39.9</b>                                     | <b>18.7</b>  | <b>47%</b>  | <b>675,551</b>          |
| Bernalillo                      | 39.9  | 18.7   | 47%   | 675,551                 |
| <b>Southeast Region – Total</b> | <b>10.9</b>                                     | <b>2.0</b>   | <b>19%</b>  | <b>273,786</b>          |
| Chaves                          | 17.8  | 4.1  | 23%   | 65,878                  |
| Curry                           | 10.6  | 1.6  | 15%   | 50,969                  |
| De Baca                         | 5.5   | 5.5  | 100%  | 1,825                   |
| Eddy                            | 10.6  | 1.1  | 10%   | 56,395                  |
| Harding                         | -   | -  | -   | 683                     |
| Lea                             | 6.3   | 0.9  | 14%   | 69,999                  |
| Quay                            | 8.2   | 3.5  | 43%   | 8,501                   |
| Roosevelt                       | 7.7   | 2.6  | 33%   | 19,536                  |
| <b>Southwest Region – Total</b> | <b>13.9</b>                                     | <b>3.1</b>   | <b>22%</b>  | <b>404,595</b>          |
| Catron                          | 8.4   | 0.0  | 0   | 3,556                   |
| Doña Ana                        | 16.7  | 3.6  | 22%   | 213,676                 |
| Grant                           | 20.6  | 6.9  | 33%   | 29,096                  |
| Hidalgo                         | 2.2   | 2.2  | 100%  | 4,560                   |
| Lincoln                         | 11.2  | 3.6  | 32%   | 19,706                  |
| Luna                            | 7.7   | 0.4  | 5%  | 24,673                  |
| Otero                           | 11.5  | 2.0  | 17%   | 65,082                  |
| Sierra                          | 7.1   | 1.8  | 25%   | 11,325                  |
| Socorro                         | 8.7   | 2.3  | 27%   | 17,310                  |
| Torrance                        | 1.9   | 0.6  | 33%   | 15,611                  |

<sup>+</sup> Number of doctors in the county divided by the population of the county, multiplied by 10,000.

<sup>^</sup> Number of UNM trained MDs divided by total number of MD, from table 2A

<sup>\*</sup> 2014 US Census Bureau estimates

**Table 3: UNM Trained MDs in New Mexico Licensed to Practice in Primary Care Specialties by County and Public Health Region, 2014**

|  | Family Medicine | Internal Medicine | Obstetrics/<br>Gynecology | Pediatrics | Total      |
|--|-----------------|-------------------|---------------------------|------------|------------|
| All of New Mexico  | 391             | 334               | 95                        | 147        | 967        |
| <b>Northwest Region – Total</b>  | <b>39</b>       | <b>25</b>         | <b>6</b>                  | <b>17</b>  | <b>87</b>  |
|  Cibola   | 4               | 0                 | 0                         | 0          | 4          |
| McKinley   | 4               | 3                 | 2                         | 1          | 10         |
| Sandoval   | 8               | 9                 | 0                         | 6          | 23         |
| San Juan   | 18              | 9                 | 4                         | 8          | 39         |
| Valencia   | 5               | 4                 | 0                         | 2          | 11         |
| <b>Northeast Region – Total</b>  | <b>91</b>       | <b>35</b>         | <b>8</b>                  | <b>6</b>   | <b>140</b> |
|  Colfax   | 3               | 0                 | 0                         | 0          | 3          |
| Guadalupe  | 3               | 0                 | 0                         | 0          | 3          |
| Los Alamos   | 7               | 4                 | 1                         | 0          | 12         |
| Mora   | 1               | 0                 | 0                         | 0          | 1          |
| Rio Arriba   | 9               | 1                 | 0                         | 0          | 10         |
| San Miguel   | 7               | 2                 | 0                         | 1          | 10         |
| Santa Fe   | 49              | 22                | 6                         | 5          | 82         |
| Taos   | 12              | 6                 | 1                         | 0          | 19         |
| Union  | 0               | 0                 | 0                         | 0          | 0          |
| <b>Central Region – Total</b>  | <b>199</b>      | <b>245</b>        | <b>71</b>                 | <b>113</b> | <b>628</b> |
| Bernalillo   | 199             | 245               | 71                        | 113        | 628        |
| <b>Southeast Region – Total</b>  | <b>25</b>       | <b>8</b>          | <b>1</b>                  | <b>4</b>   | <b>38</b>  |
|  Chaves | 12              | 1                 | 0                         | 4          | 17         |
| Curry  | 1               | 3                 | 0                         | 0          | 4          |
| De Baca  | 1               | 0                 | 0                         | 0          | 1          |
| Eddy   | 4               | 1                 | 0                         | 0          | 5          |
| Harding  | 0               | 0                 | 0                         | 0          | 0          |
| Lea  | 2               | 2                 | 1                         | 0          | 5          |
| Quay   | 2               | 0                 | 0                         | 0          | 2          |
| Roosevelt  | 3               | 1                 | 0                         | 0          | 4          |
| <b>Southwest Region – Total</b>  | <b>37</b>       | <b>21</b>         | <b>9</b>                  | <b>7</b>   | <b>74</b>  |
|  Catron | 0               | 0                 | 0                         | 0          | 0          |
| Doña Ana   | 19              | 12                | 4                         | 4          | 39         |
| Grant  | 6               | 4                 | 1                         | 2          | 13         |
| Hidalgo  | 1               | 0                 | 0                         | 0          | 1          |
| Lincoln  | 4               | 1                 | 2                         | 0          | 7          |
| Luna   | 0               | 0                 | 1                         | 0          | 1          |
| Otero  | 3               | 4                 | 1                         | 0          | 8          |
| Sierra   | 1               | 0                 | 0                         | 0          | 1          |
| Socorro  | 2               | 0                 | 0                         | 1          | 3          |
| Torrance   | 1               | 0                 | 0                         | 0          | 1          |



**Table 4: UNM Trained MDs in New Mexico Licensed to Practice in Selected Specialties by County and Public Health Region, 2014**

|                                 | Anesthesiology | General Surgery | Emergency Medicine | Psychiatry | Total      |
|---------------------------------|----------------|-----------------|--------------------|------------|------------|
| All of New Mexico               | 92             | 66              | 117                | 141        | 416        |
| <b>Northwest Region – Total</b> | <b>3</b>       | <b>10</b>       | <b>14</b>          | <b>12</b>  | <b>39</b>  |
| Cibola                          | 0              | 1               | 0                  | 0          | 1          |
| McKinley                        | 0              | 2               | 2                  | 1          | 5          |
| Sandoval                        | 2              | 6               | 8                  | 6          | 22         |
| San Juan                        | 1              | 1               | 4                  | 4          | 10         |
| Valencia                        | 0              | 0               | 0                  | 1          | 1          |
| <b>Northeast Region – Total</b> | <b>6</b>       | <b>7</b>        | <b>9</b>           | <b>17</b>  | <b>39</b>  |
| Colfax                          | 0              | 0               | 0                  | 0          | 0          |
| Guadalupe                       | 1              | 0               | 0                  | 0          | 1          |
| Los Alamos                      | 2              | 1               | 1                  | 3          | 7          |
| Mora                            | 0              | 0               | 0                  | 0          | 0          |
| Rio Arriba                      | 0              | 0               | 2                  | 0          | 2          |
| San Miguel                      | 0              | 2               | 0                  | 1          | 3          |
| Santa Fe                        | 3              | 2               | 3                  | 13         | 21         |
| Taos                            | 0              | 1               | 3                  | 0          | 4          |
| Union                           | 0              | 1               | 0                  | 0          | 1          |
| <b>Central Region – Total</b>   | <b>74</b>      | <b>38</b>       | <b>87</b>          | <b>106</b> | <b>305</b> |
| Bernalillo                      | 74             | 38              | 87                 | 106        | 305        |
| <b>Southeast Region – Total</b> | <b>0</b>       | <b>7</b>        | <b>1</b>           | <b>2</b>   | <b>10</b>  |
| Chaves                          | 0              | 2               | 0                  | 1          | 3          |
| Curry                           | 0              | 4               | 0                  | 0          | 4          |
| De Baca                         | 0              | 0               | 0                  | 0          | 0          |
| Eddy                            | 0              | 1               | 0                  | 0          | 1          |
| Harding                         | 0              | 0               | 0                  | 0          | 0          |
| Lea                             | 0              | 0               | 1                  | 0          | 1          |
| Quay                            | 0              | 0               | 0                  | 1          | 1          |
| Roosevelt                       | 0              | 0               | 0                  | 0          | 0          |
| <b>Southwest Region – Total</b> | <b>9</b>       | <b>4</b>        | <b>6</b>           | <b>4</b>   | <b>23</b>  |
| Catron                          | 0              | 0               | 0                  | 0          | 0          |
| Doña Ana                        | 8              | 1               | 5                  | 2          | 16         |
| Grant                           | 0              | 0               | 1                  | 2          | 3          |
| Hidalgo                         | 0              | 0               | 0                  | 0          | 0          |
| Lincoln                         | 0              | 0               | 0                  | 0          | 0          |
| Luna                            | 0              | 0               | 0                  | 0          | 0          |
| Otero                           | 1              | 2               | 0                  | 0          | 3          |
| Sierra                          | 0              | 0               | 0                  | 0          | 0          |
| Socorro                         | 0              | 1               | 0                  | 0          | 1          |
| Torrance                        | 0              | 0               | 0                  | 0          | 0          |

## Location Report: Methods

Our intent with this report is to provide the best available information about UNM-trained physicians who were licensed to practice in New Mexico in the past year. It is important to note that any recent relocation by these individuals may not be reflected in our data.

To be included in this report, the following conditions must have been met:

- 1) The physician has a Medical Doctor (MD) degree
- 2) The physician is a UNM School of Medicine and/or Graduate Medical Education graduate
- 3) The physician has an active license from the New Mexico Medical Board
- 4) The physician had a New Mexico address during the previous year

We began with a list of all UNM School of Medicine MD recipients from 1968 through 2014. To this list we add all physicians who completed their medical residencies in New Mexico from 1955 through 2014. We obtain data on UNM School of Medicine graduates from the UNM's Office of Program Evaluation; we obtain data on physicians completing their medical residencies in New Mexico from UNM's Office of Graduate Medical Education. Collectively, this list makes up physicians we refer to as "UNM Trained". We then link the list of UNM Trained physicians to a list of active physicians with New Mexico addresses obtained annually from the New Mexico Medical Board.

---

### If you have questions about this report, please contact:

Office of Program Evaluation, Education and Research  
MSC08 4550  
1 University of New Mexico  
Albuquerque, NM 87131-0001  
Phone: 505-272-8069





University of New Mexico School of Medicine  
Office of the Dean  
MSC 08 4720  
1 University of New Mexico  
Albuquerque, NM 87131-0001

Location Report on the web at: <http://som.unm.edu/leadership/reports/location.html>